

SRB GRADE 9 COURSE SELECTIONS 2018-2019

CAREER CRUISING COURSE PLANNER

HOW TO START CAREER CRUISING?

1. Go to **www.ocdsb.ca** and click on the “Students Portal” tab
2. Enter Username and Password (Same as your ocdsb login)

3. Click on Career Cruising Icon:



4. Enter Career Cruising Username (see your teacher)
Enter Career Cruising Password (see your teacher)

The image shows a login form titled "My Plan Login". It has two input fields: "Username" with "OCD-" pre-filled, and "Password". Below the fields is a yellow "Login" button and a link that says "Forgot your username and/or password?".

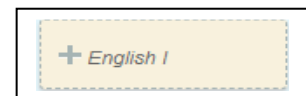
Course Planner Video Student Demonstration



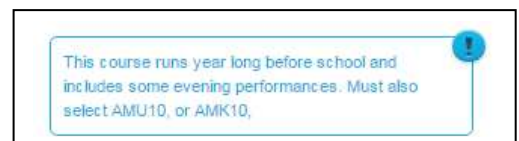
5. Click on **Choose My Courses** on the left hand side of the page, under the heading **What do you want to do?**



6. The **yellow boxes** are your compulsory course options. Under the correct Grade year, click on the (+) icon to select your course option.



A blue circle-alert means there is a message from guidance for the selection




7. Once you have selected your compulsory course, click on “Add Course” at the bottom right hand side of the page.



8. Continue to select all your compulsory courses (yellow boxes) by following Steps 6 and 7.

9. Next, the **white box** is your elective course option, which needs to be selected. Under the correct Grade year, click on the (+) icon to select your elective course option. Under the “Select” icon, choose the appropriate course grouping and then course code (i.e. Technological Education-TIJ 10)



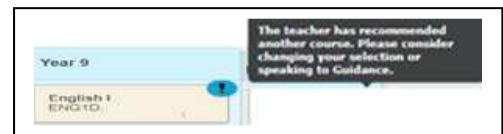
10. Once you have selected your elective course, click “Add Courses” at the bottom right hand side of the page.



11. Next, select an “Alternate” course in the event your elective course selection does not schedule.



12. Check teacher course level recommendations



13. The next step is to submit your course selections for 2018-2019 by clicking SUBMIT at the bottom.



****It is important to note: once you SUBMIT your course selections, there is no way to make a change on CAREER CRUISING. Please review course selections carefully. If you have made an incorrect course selection, please see your teacher.**

14. **TO FINALIZE YOUR COURSE SELECTIONS FOR NEXT YEAR:**

After you click **SUBMIT** a “Course Request Sign Off Sheet”, “Media Permissions Form”, “Technology Agreement”, “Science Lab Safety Agreement” and “Student Information Sheet” will appear. Print and have your parent or guardian sign each form, and then return to your teacher.